

# PARTS PRICE LIST

## 40-45 HP

# HARRIS GASOLINE ENGINES

EFFECTIVE MAY 1, 1921


(SUBJECT TO CHANGE WITHOUT NOTICE)



## THE HARRIS MANUFACTURING COMPANY

EXECUTIVE OFFICE AND FACTORY  
STOCKTON, CALIFORNIA

BRANCH OFFICE AND FACTORY  
WALLA WALLA, WASHINGTON




# PARTS PRICE LIST

## 40-45 HP

# HARRIS GASOLINE ENGINES

EFFECTIVE MAY 1, 1921

(SUBJECT TO CHANGE WITHOUT NOTICE)



## THE HARRIS MANUFACTURING COMPANY

EXECUTIVE OFFICE AND FACTORY  
STOCKTON, CALIFORNIA

BRANCH OFFICE AND FACTORY  
WALLA WALLA, WASHINGTON

PARTS PRICE LIST

40-45 H.P.

## INSTRUCTIONS FOR ORDERING EXTRAS

---

Place your orders as far in advance of harvest as possible.

Place all orders with our authorized dealer in your territory.

Order all parts by LETTER, if possible.

If need for parts is urgent, order by TELEGRAPH. Telephone orders are taken at purchaser's risk as to delays and all transportation charges.

Give number and full description of parts, as well as size of machine for which wanted. Only our castings and motor parts are numbered. Therefore, give measurements as well as full description when ordering parts for Drapers, Straw Carriers, Grain Carriers, Jackson Feeders, Separator Shoes, Screens, Shafting, etc.

Give your postoffice address, shipping point, county and state. Indicate whether shipment is wanted by express, freight or parcel post.

Consider the time of less-than-carload freight shipments before ordering parts by freight.

Express and freight shipments will be made charges collect unless there is no freight or express agent at your shipping point, in which case charges will be prepaid and added to charge for parts.

On all shipments by parcel post, postage will be added to charge for parts.


Shipments are not insured unless requested. (We will gladly insure parcel post shipments on request, adding the cost to our charge.)


A packing list is included in each shipment of repairs. When received, compare the parts with this list and in case of shortage make report AT ONCE. Unless this is done, claims cannot be allowed.


No parts furnished free except in accordance with machine warranty.

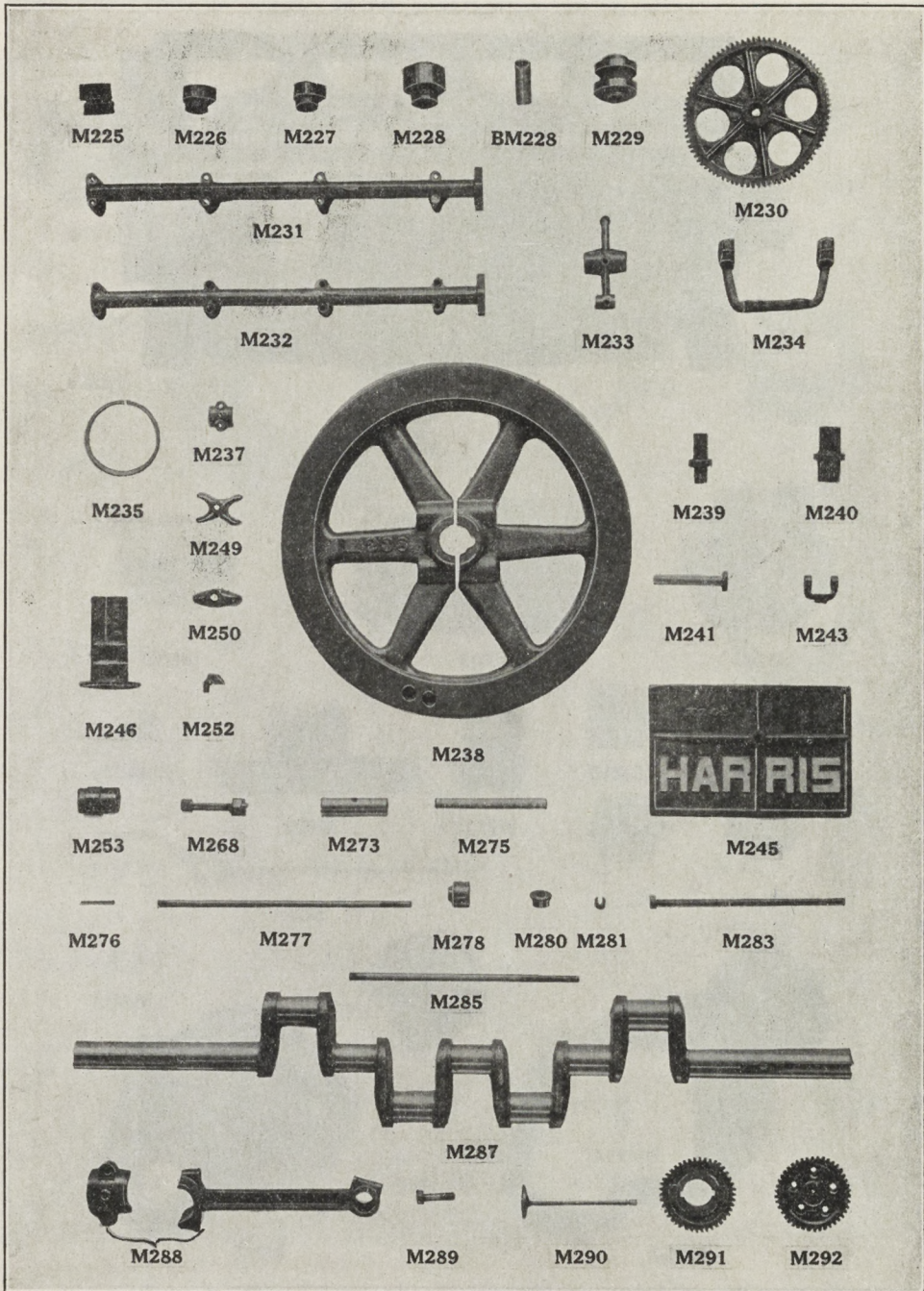
Except where the responsibility is ours, a handling charge of 10 per cent of our charge for parts returned will be made in allowing credit.

THE HARRIS MANUFACTURING COMPANY







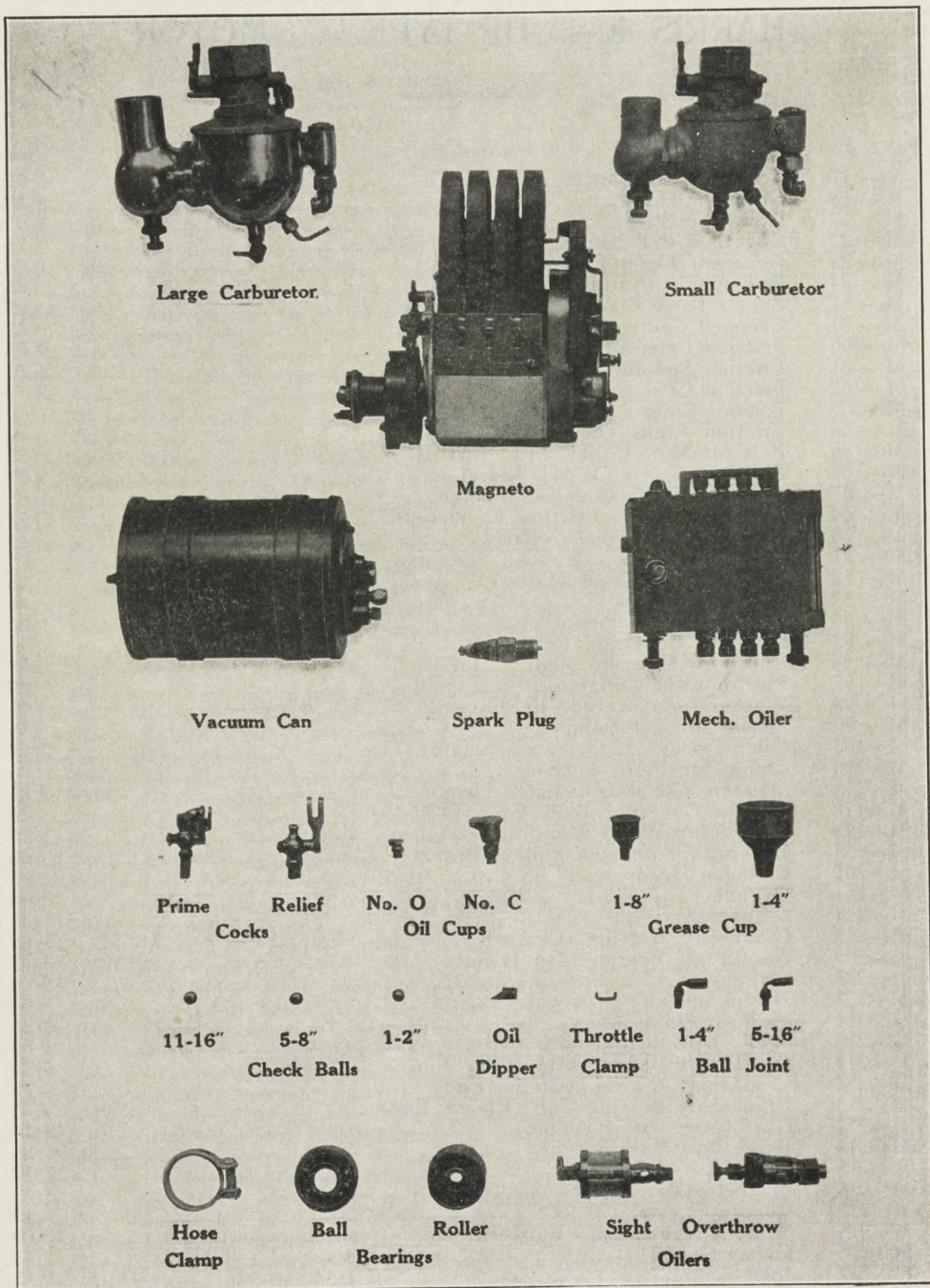












## PARTS LIST

## HARRIS 40-45 HP TYPE "C" MOTOR

Part No.	Description	Price
M— 17	Governor Housing.....	3 75
M— 18	Governor Head.....	3 50
M— 19	Governor Slide.....	1 95
M— 22	Governor Ball.....	75
M— 23	Governor Lever Eccentric.....	1 25
M— 24	Governor Adjusting Nut.....	35
M— 51	Center Door Clamp.....	25
AM— 51	Crooked Center Door Clamp.....	35
M— 60	Friction Drive Plate.....	9 75
M— 61	Friction Spreader Collar.....	8 25
M— 62	Friction Cone.....	7 75
M— 63	Friction Dogs.....	90
M— 64	Friction Links ( $\frac{3}{8}$ "x1"x $2\frac{1}{8}$ ").....	10
M— 65	Bolt for M-61 Collar, with Nuts.....	25
M— 66	Pins for Collar, M-61 (Short).....	25
M— 67	Magneto Shaft Coupling Flange.....	1 25
M— 69	Cone Collar for Friction (2 Pieces).....	7 75
M— 70	Bolt for M-69 Cone Collar.....	15
M— 71	Clutch Spring.....	75
M— 72	Pin for Collar M-61 (Long).....	15
M— 82	Governor Spring.....	40
M— 84	Piston for Oil Pump.....	1 00
M— 93	Stud for Governor Eccentric.....	50
M— 96	Collar for Magneto Shaft.....	95
M— 97	Pin for Cone Collar.....	20
M— 98	Washer for Governor Eccentric.....	25
M— 99	Spring for Oil Pump.....	35
M—103	Oiler Pulley.....	2 75
M—116	Clamp for Fibre Tube.....	20
M—118	Magneto Coupling (Center Piece).....	1 25
M—121	Pin for Governor Balls ( $\frac{1}{8}$ "x $1\frac{1}{8}$ ").....	25
M—122	Flange for Water Manifold.....	1 10
BM—133	Bushing for Friction Pulley (Bronze).....	20 00
M—201	Cylinder Head.....	22 25
M—203	Cylinder.....	38 00
M—204	Crankcase.....	181 50
M—205	Crankshaft Bearing (Center).....	3 65
M—206	Crankshaft Bearing Cap (Center).....	3 25
M—207	Piston.....	19 00
BM—207	Piston Bushings, per pair.....	5 00
M—209	Exhaust Manifold.....	8 85
M—210	Crankshaft Bearing (Gear End).....	4 50
M—211	Crankshaft Bearing Cap (Gear End).....	4 35
M—212	Crankshaft Bearing (Clutch End).....	5 75
M—213	Crankshaft Bearing Cap (Clutch End).....	9 35
M—214	Gear Case, with bushing.....	18 50
BM—214	Gear Case Bushing.....	1 85
M—215	Gear Case Cover.....	7 50
M—216	Magneto Gear Cover.....	3 65
M—221	Governor Arm.....	2 15
M—225	Pump Eccentric and Exhaust Cam.....	2 00
M—226	Exhaust Cam.....	1 75
M—227	Inlet Cam.....	1 75
M—228	Camshaft Bearing (Center).....	5 00
BM—228	Camshaft Bushing.....	2 65
M—229	Camshaft Bearing (Gear End).....	5 75
M—230	Camshaft Gear.....	18 45
M—231	Water Manifold (Outlet).....	6 90

Part No.	Description	Price
M-232	Water Manifold (Inlet) .....	6 25
M-233	Rocker Arm.....	1 50
M-234	Rocker Arm Bracket .....	3 75
M-235	Piston Ring .....	1 00
M-237	Cap for Magneto Bracket .....	40
M-238	Flywheel .....	72 00
M-239	Valve Guide .....	1 95
M-240	Tappet Guide .....	1 50
M-241	Tappet .....	1 50
M-243	Push Rod End .....	80
M-245	Crankcase Door .....	6 00
M-246	Pump Body .....	8 25
M-247	Oil Distributor .....	10 90
M-248	Oil Distributor Cap .....	75
M-249	Clamp for Tappet Guide .....	30
M-250	Clamp for Manifolds .....	45
M-252	Clamp for Door—End.....	20
M-253	Camshaft Bearing (Clutch End).....	4 65
M-268	Connecting Rod Bolt (Lower End), with Nuts.....	85
M-273	Piston Pin.....	3 50
M-275	Shaft for Rocker Arms.....	60
M-276	Pin for Push Rod Head.....	15
M-277	Push Rod.....	60
M-278	Dust Cap.....	50
M-280	Valve Spring Washer.....	50
M-281	Valve Spring Washer Stirrup.....	35
M-283	Pump Rod.....	1 20
M-285	Magneto Shaft.....	1 30
M-287	Crankshaft .....	155 00
M-288	Connecting Rod, with Cap.....	12 30
	Connecting Rod M-288, Comp. with bearings, bolts, etc. ....	18 50
M-289	Cap Screw for Connecting Rod (Upper End).....	65
M-290	Valve .....	3 50
M-291	Crankshaft Gear.....	10 20
M-292	Magneto Shaft Gear.....	6 70
M-295	Priming Cup Lever.....	65
M-301	Camshaft (Shaft only).....	5 50
M-302	Splash Pan.....	70
M-306	Throttle Rod.....	35
M-308	Gasket—Cylinder Head.....	1 00
M-309	Gasket—Manifold .....	35
M-311	Gasket—Inlet Water Manifold.....	10
M-312	Gasket—Outlet Water Manifold.....	15
M-313	Exhaust Valve Spring.....	70
M-314	Inlet Valve Spring.....	60
M-315	Connecting Rod Bearings, per pair.....	4 25
M-316	Oil Pipe, 1/4"x16", with Cap.....	55
M-317	Oil Pipe, 1/4"x6 3/8", with Cap.....	40
M-318	Oil Pipe, 1/4"x12 1/2", with Cap.....	50
M-319	Oil Pipe, 1/4"x4", with Cap.....	40
M-320	Governor Link.....	25
M-324	Oiler Pulley on Camshaft.....	3 00
M-325	Elbow for Water Manifold.....	1 25
M-326	Bracket for Oiler.....	3 35
M-327	Outboard Bearing Frame.....	29 00
M-328	Cap for Outboard Bearing Frame.....	4 15
M-329	Back Driver and Quill.....	27 50
M-332	Pulley—Pump Drive.....	6 35
M-333	Friction Pulley—20" Diameter, 8" Face.....	60 00
M-334	Quadrant for Governor Control.....	75
M-335	Lever for M-334 Quadrant.....	70
M-336	Lever—Magneto Advance.....	65
M-337	Handle for M-336 Lever.....	95
M-339	Bracket for KW Model HK or RK Magneto.....	7 25
M-340	Intake Manifold.....	11 50
M-341	Exhaust Manifold.....	8 85
M-342	Bracket for Bosch ZR-4 Magneto.....	6 60
M-343	Handle for M-335 Lever.....	65
M-344	Manifold Adapter for 1 1/2" Ensign Carburetor.....	2 00

Part No.	Description	Price
M-345	Stud for Inlet Water Manifold, $\frac{3}{8}$ "x $2\frac{3}{8}$ "	15
M-346	Stud for Outlet Water Manifold, $\frac{3}{8}$ "x3"	15
M-347	Stud for Cylinder Head (Long), $\frac{5}{8}$ "x $6\frac{3}{4}$ "	35
M-348	Stud for Cylinder Head and Manifolds, $\frac{5}{8}$ "x6"	35
M-349	Stud for Quill, $\frac{7}{8}$ "x13"	90
M-420	Governor Shifting Yoke	95
M-456	Shim for Gear End Crankshaft Bearing, per doz.	40
M-505	Speeder Rod, $\frac{1}{4}$ "x $8\frac{1}{2}$ "	30
M-516	Stud for Tube Clamp, $\frac{1}{4}$ "x $1\frac{1}{2}$ "	08
M-517	Shim for Clutch End Crankshaft Bearing, per doz.	50
M-522	Shim for Center Crankshaft Bearings, per doz.	40
M-525	Stud for Inside Main Bearings, $\frac{5}{8}$ "x6"	30
M-526	Stud for Door (Center), $\frac{1}{2}$ "x $2\frac{3}{8}$ "	15
M-527	Stud for Door (Corner), $\frac{1}{2}$ "x $2\frac{1}{2}$ "	15
M-528	Stud for Door (Bottom Center), $\frac{1}{2}$ "x $2\frac{3}{4}$ "	15

**MISCELLANEOUS PARTS**  
**40-45 H. P. HARRIS MOTOR**

Description	Price
Ball and Socket Joint ( $\frac{1}{4}$ "x $\frac{1}{4}$ ")	20
Ball and Socket Joint ( $\frac{1}{4}$ "x $\frac{5}{8}$ ")	20
Brass Nipples— $\frac{1}{8}$ "	15
Brass Elbows— $\frac{1}{8}$ "	20
Carburetors	(Write for Prices)
Clarifiers, each	16 50
Cloths—Clarifier, each	1 00
Clutch Lever	7 70
Exhaust Pipes, each	4 50
Felt— $\frac{1}{4}$ ", per pound	4 45
Fibre Tubing— $\frac{7}{8}$ ", per foot	50
Magnetos—KW Model RK	(Write for Prices)
Oilers—Manzel Force Feed, 4-feed	30 00
Oilers—"Gits," $\frac{1}{8}$ " Shank	20
Oiler Drive Belt	85
Priming Cups—Fig. 368	2 00
Sight-Feed Oil Cups—Fig. 33	3 00
Sight Feed for Overflow (Fig. 738-A)	2.60 <del>4 25</del>
Spark Plugs—Splittorf Heavy Duty, each	1 25
Spark Arresters, Comp., 1237 bottom, each	7 50
Spark Plug Wrench	1 00
Starting Bar	1 00
Steel Balls— $\frac{1}{8}$ "	15
Stoves—Hot-air for Carburetors	12 75
Taper Pins—No. 4, 2"	06
Taper Pins—No. 5, $1\frac{1}{2}$ "	06
Taper Pins—No. 2, $1\frac{1}{2}$ "	05
Taper Pins—No. 1, 1"	03
Vacuum Tanks—Stewart	12 50
Wire—Magneto, per foot	15
Wire Terminals, each	05
Woodruff Key No. 5	05

